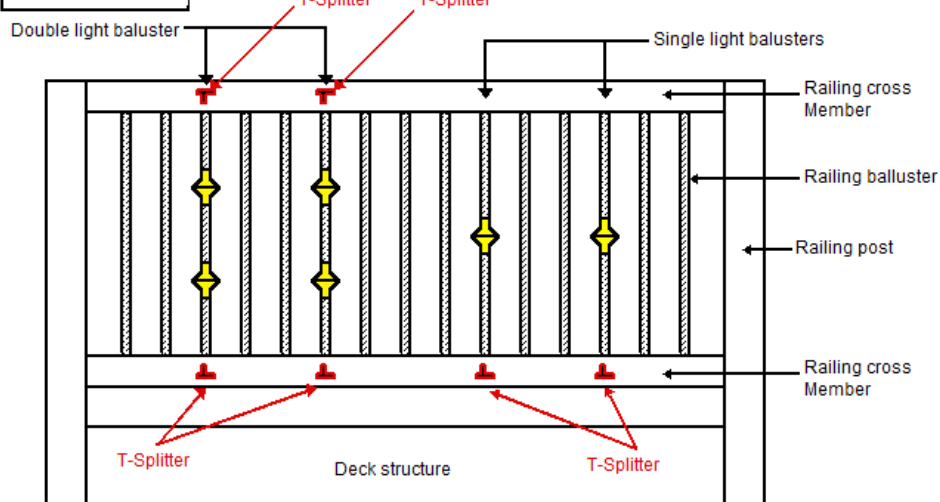
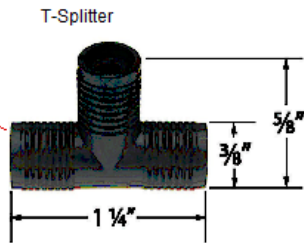
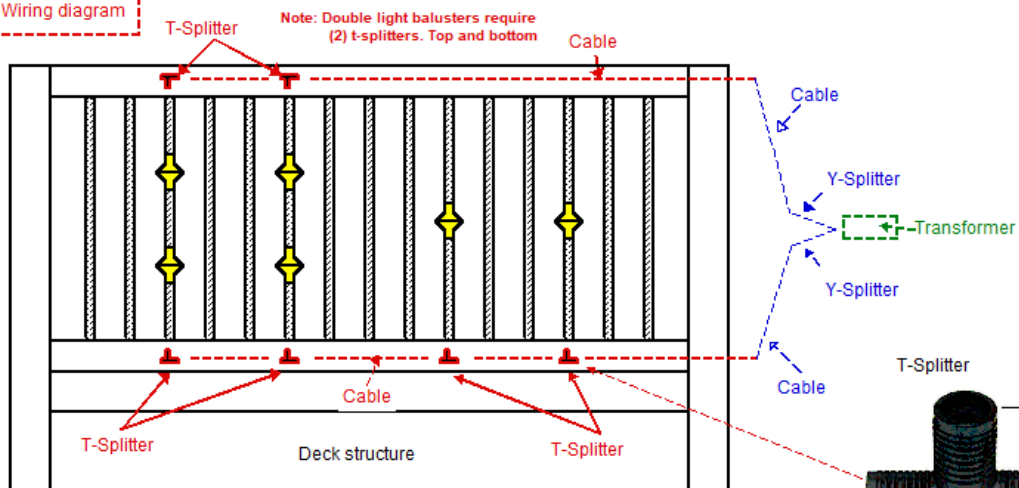


Railing components



Wiring diagram



Color Codes:

- T-splitter- Red
- Y-splitter- Blue
- Transformer- Green

Material Parts list guide:

Lights:	<input type="text"/> QTY
Single baluster light-	<input type="text"/>
Double baluster light-	<input type="text"/>
Accessories:	<input type="text"/> QTY
T-splitter-	<input type="text"/>
Cable 20'-	<input type="text"/>
Cable 5'-	<input type="text"/>
Cable 10'-	<input type="text"/>
Cable 20'-	<input type="text"/>
Cable 40'-	<input type="text"/>
Cable 60'-	<input type="text"/>
Transformer:	<input type="text"/> QTY
36 watt-	<input type="text"/>
60 watt-	<input type="text"/>
100 watt-	<input type="text"/>
200 watt-	<input type="text"/>
100 watt (dim)-	<input type="text"/>

Notes:

- T-Splitter connection**
- Drill $5/8''$ dia. x $5/8''$ deep hole in railing cross member for top of Tee. $5/8''$ x $5/8''$ groove for bottom of cross members to allow wiring to be concealed.
 - Double light baluster require a T-splitter (1) for top light and (1) for bottom light.